

Webbing slings

2150 - Polyester webbing slings




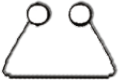
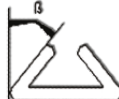




Webbing slings are available from 25mm to 300mm width & 500kg to 24,000kg capacity, although higher capacity slings can be made as per requirement.

Additional to becket eyes (soft), reverse, flat & leather protected eyes are available. Moreover wear sleeves can be fitted as per customer requirement.

EN 1492 standard is used during manufacturing, inspection and testing of all our webbing fittings slings.

Safety factor of 7:1 (excl. when fitted with steel end fittings where it is 4:1)

Certification provided with all webbing slings products and flat woven webbing slings (polyester) with soft eyes also available.

Webbing slings										
WLL of sewn webbing components	Color of sewn webbing components	Straight lift (T)	Choked lift (T)	Basket hitch (T)			Two leg slings (T)		Three & four leg slings (T)	
										
				Parallel	$\beta = 0^{\circ}$ to 45°	$\beta = 45^{\circ}$ to 60°	$\beta = 0^{\circ}$ to 45°	$\beta = 45^{\circ}$ to 60°	$\beta = 0^{\circ}$ to 45°	$\beta = 45^{\circ}$ to 60°
		M=1	M=0.8	M=2	M=1.4	M=1	M=1.4	M=1	M=2.1	M=1.5
1.0	Violet	1.0	0.8	2.0	1.4	1.0	1.4	1.0	2.1	1.5
2.0	Green	2.0	1.6	4.0	2.8	2.0	2.8	2.0	4.2	3.0
3.0	Yellow	3.0	2.4	6.0	4.2	3.0	4.2	3.0	6.3	4.5
4.0	Grey	4.0	3.2	8.0	5.8	4.0	5.8	5.8	8.1	8.0
5.0	Red	5.0	4.0	10.0	7.0	5.0	7.0	7.0	10.5	7.5
6.0	Brown	6.0	4.8	12.0	8.4	6.0	8.4	8.4	12.8	9.0
8.0	Blue	8.0	6.4	16.0	11.2	8.0	11.2	11.2	16.8	12.0
10.0	Orange	10.0	8.0	20.0	14.0	10.0	14.0	14.0	21.0	15.0
Over 10	Orange									